

# Plastics – the *fast Facts* 2023

Plastics – the *fast Facts* shows preliminary global and European plastics production data. It also provides European plastics industry's key economic figures, trade balance, top trade partners, and preliminary estimations of European plastics conversion.

For a more complete and in-depth analysis of the plastics circular economy in Europe, please refer to Plastics Europe's biennial "*Circular Economy for Plastics – A European Overview*" reports.

## 2022 key economic figures<sup>1</sup>

>1.5 million employees



53,150 companies



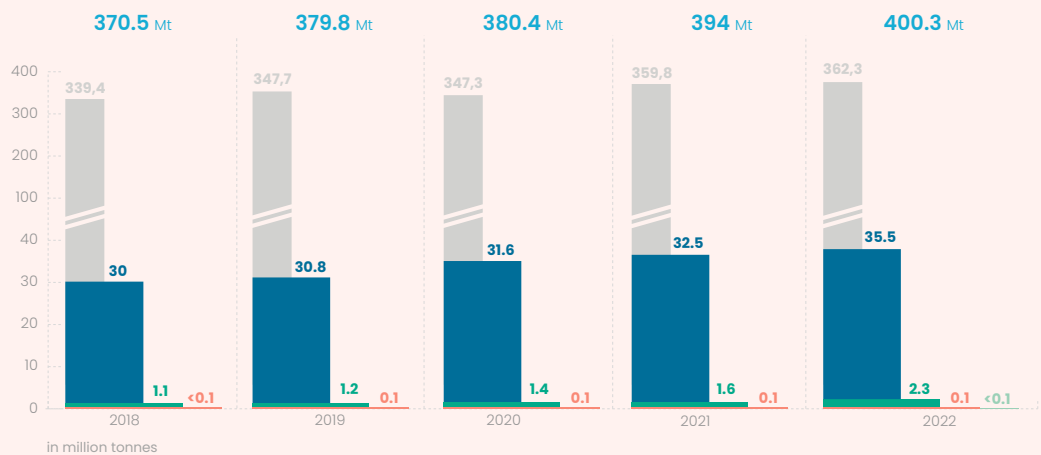
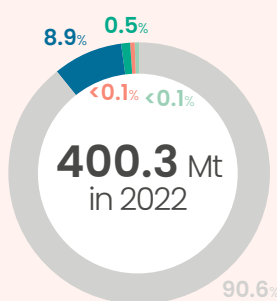
9.2 billion € trade balance



>400 billion € turnover



## World plastics production<sup>2</sup>



■ Fossil-based

■ Mechanically recycled (post-consumer)<sup>4</sup>

■ Chemically recycled (post-consumer)


■ Bio-based plastics (including bio-attributed plastics in 2022 data)<sup>5</sup>

■ Carbon-captured

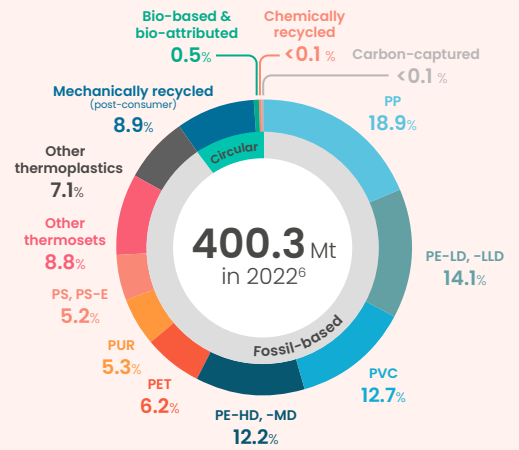
# Plastics – the *fast* Facts 2023

## World plastics production<sup>2</sup>

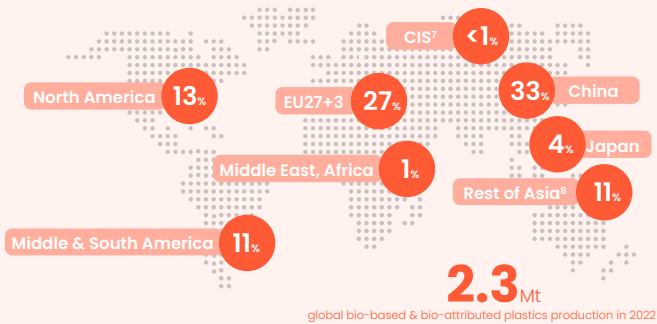
Plastics production by regions of the world<sup>a</sup>




Global plastics production by polymer



Bio-based & bio-attributed plastics production by regions of the world



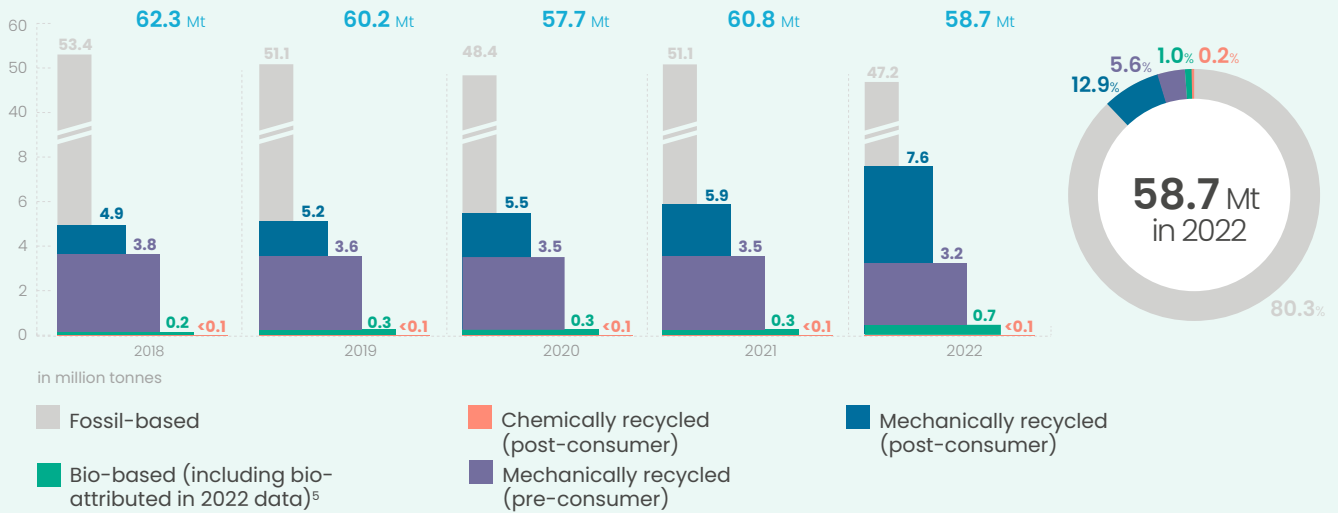
Post-consumer recycled plastics production (mechanical & chemical) by regions of the world



# Plastics – the *fast* Facts 2023

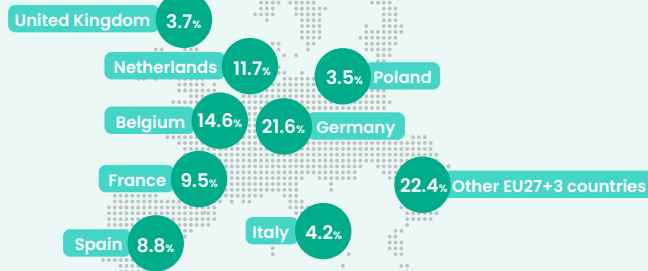


## European<sup>9</sup> plastics production<sup>2</sup>



### Fossil-based plastics production Distribution by country

**47.2** Mt  
European fossil-based plastics production in 2022



### Post-consumer recycled plastics production (mechanical & chemical) Distribution by country

**7.7** Mt  
European post-consumer recycled plastics production in 2022



# Plastics – the *fast* Facts 2023



## European<sup>9</sup> plastics production<sup>2</sup>

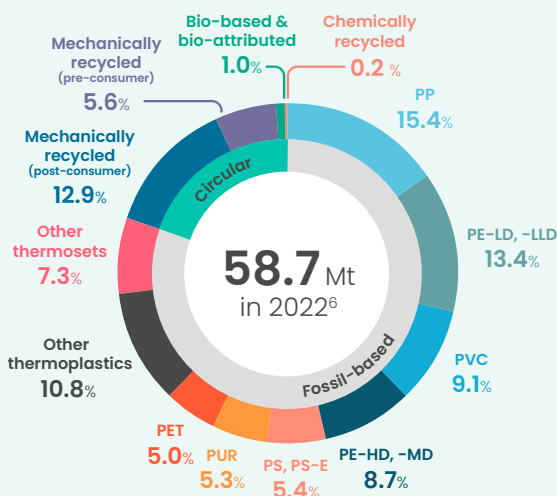
### Bio-based plastics production Distribution by country<sup>10</sup>

**0.4**Mt

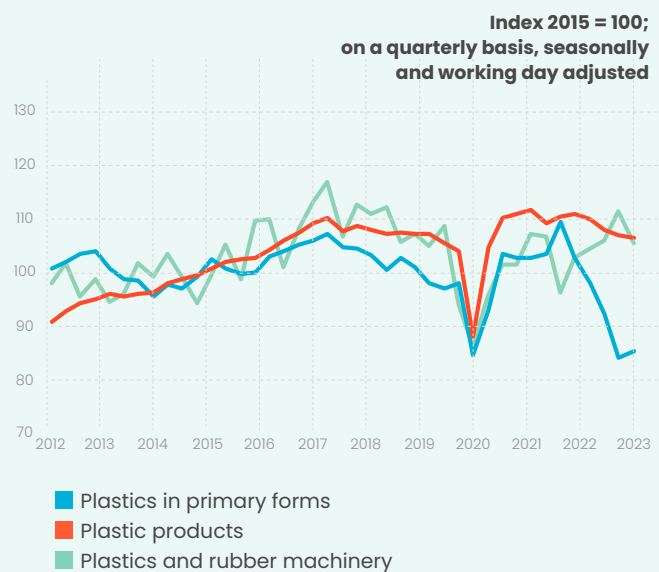
European bio-based plastics production in 2022



### European plastics production by polymer



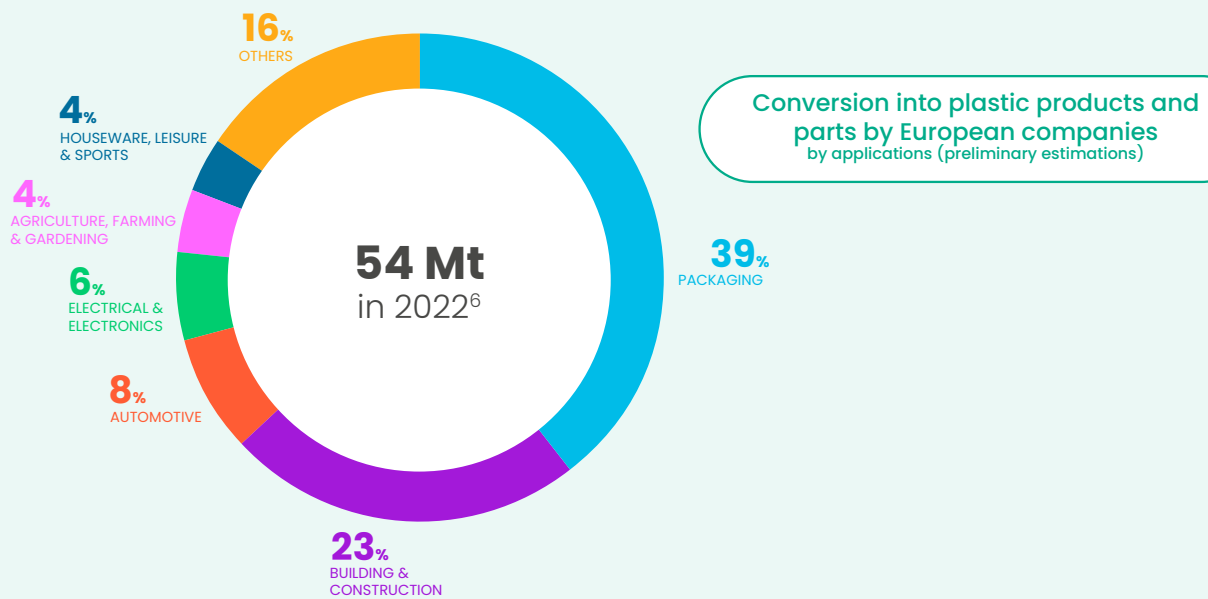
### Plastics production industry indexes in EU27<sup>3</sup>



# Plastics – the *fast* Facts 2023



## European<sup>9</sup> plastics conversion<sup>2</sup>



# Plastics – the *fast* Facts 2023



## European plastics trade<sup>3</sup>

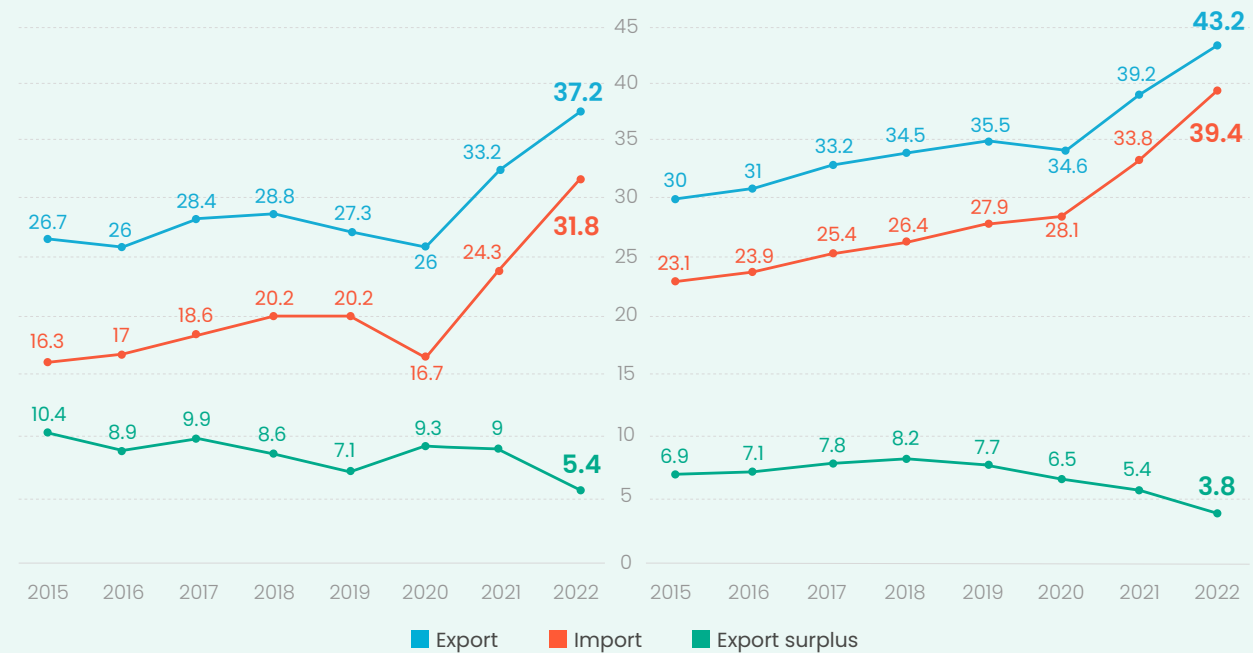
### European trade balance (in value) in 2022

**9.2**bn €  
Trade balance

Plastics production EXTRA EU27<sup>11</sup>

€bn

Plastics conversion EXTRA EU27<sup>12</sup>



### Extra-European top trade partners (in value) in 2022

Plastics production EXTRA EU27<sup>11</sup>

Imports →



Exports →



Plastics conversion EXTRA EU27<sup>12</sup>

Imports →



Exports →





# Plastics – the *fast* Facts 2023

## Footnotes

1. 2022 Plastics Europe estimations – Eurostat official data available until 2020.
2. Sources: Conversio Market & Strategy GmbH and nova-Institute. Above data are rounded preliminary estimations. Polymers that are not used in the conversion of plastic parts and products are not included (i.e. quantities used for adhesives, sealants, coatings, paints, varnishes, textiles, waterproofing, or within the production of cosmetics, medicines or chemical processes). Includes slightly revised data for the years 2018-2021 based on latest available market information.
3. Source: Eurostat, August 2023.
4. Data on mechanically recycled plastics had been developed for 2018; data for following years are based on estimations and statistical projections.
5. Now only includes quantities used for plastic parts and products.
6. Scope including fossil-based, recycled (mechanically and chemically), bio-based and bio-attributed plastics.
7. Commonwealth of Independent States : Armenia, Azerbaijan, Belarus, Kazakhstan, Kyrgyzstan, Moldova, Russia, Tajikistan, Turkmenistan and Uzbekistan.
8. Includes Asian countries (except China & Japan), Oceania, Turkey and Ukraine.
9. EU27+3.
10. Due to a lack of available data, bio-attributed plastics production data are not included.
11. Official Eurostat denomination: Manufacture of plastics in primary forms
12. Official Eurostat denomination: Manufacture of plastic products.

Note: Plastics Europe keeps on adapting its datasets on a continuous basis, to offer the best available data that can help to assess and track progress towards sustainability. This means that historical data sometimes needs to be adapted retrospectively, in function of new scope and definitions, as well as new data availability.